



Power-Up Adventure

STEM WINTER ADVENTURE

Pastry Chef-Career Introduction 3

Reading a Pictograph 4

Exploring Shapes 5

Creating Patterns 6-7

Using Skip Counting 8

Children's Book Author-Career Introduction 9

Learning About Fiction Stories 10-12

Brainstorming for Fiction Story 13

Plan Your Fiction Story 14-15

Write a Snow Globe Fiction Story 16

Engineer-Career Introduction 17

Learning About Goals 18-19

Set Your Own Goal 20-21


Pastry Chef-Career Introduction


Meet Beckett. Beckett is a pastry chef. Pastry chefs are people who make baked goods. Baked goods are foods that are made from dough or batter.

Today, you will imagine you are a pastry chef who is looking at how many gingerbread cookies you sold this week. On the next page, use the graph to answer the questions.



Reading a Pictograph



 = 2 cookies

1. On what day did you sell the **most** gingerbread cookies? How many did you sell? **Friday, 10 cookies**

2. On what day did you sell the **least** amount of gingerbread cookies? How many did you sell? **Wednesday, 2 cookies**



3. How many more gingerbread cookies did you sell on Monday than on Tuesday. **2 cookies**

4. How many gingerbread cookies did you sell on Thursday? **4 cookies**

Exploring Shapes

Pastry chefs often decorate the food that they bake! Using the directions below, drag the shapes to decorate the gingerbread house.

- Use a shape that has no corners or edges for eyes. **Any color circles.**
- Use a shape that has four sides and is not a square as a mouth. **Any color rectangle.**
- Add three buttons:
 - One button must be a blue shape that has four equal sides. **Blue square.**
 - One button must be a shape that has six sides. **Any color hexagon.**
 - The last button must be a shape that has three angles. **Any color triangle.**



Creating Patterns

Find out which cookie you should bake next by finishing the patterns below. Drag the cookie at the bottom of the page that follows the pattern into the box. An example has been done for you.

EXAMPLE:



Creating Patterns

Drag the shapes at the bottom of the page to make three different patterns. Each pattern needs at least 6 cookies in it.

1.

2.

3.



Using Skip Counting

Use skip counting to find out how many cookies you have decorated. Fill in the boxes as you count. Some have been done for you.

Skip count
by 2s



2



4



6



8



10



12



14



16

Skip count
by 5s



5



10



15



20



25




30

Skip count
by 10s



10



20



30



40



50

Children's Book Author-Career Introduction

Meet Elaine. Elaine is a children's book author.

A children's book author writes books for kids. They come up with fun and exciting book ideas for kids to read!

Children's book authors often write fiction books for kids. Fiction books use made up characters and stories.



Learning About Fiction Stories

Fiction Stories

Fiction stories are make believe! Authors write fiction stories by using ideas from their imagination!

Characters

Who the story is about.



Events

What happens at the beginning, middle, and end of the story.



Setting

Where the story takes place.



Learning About Fiction Stories

Learning About Fiction Stories

Today you are going to write a fiction story about being trapped inside a snow globe. This is a fiction story because it is about something that could not happen in real life.

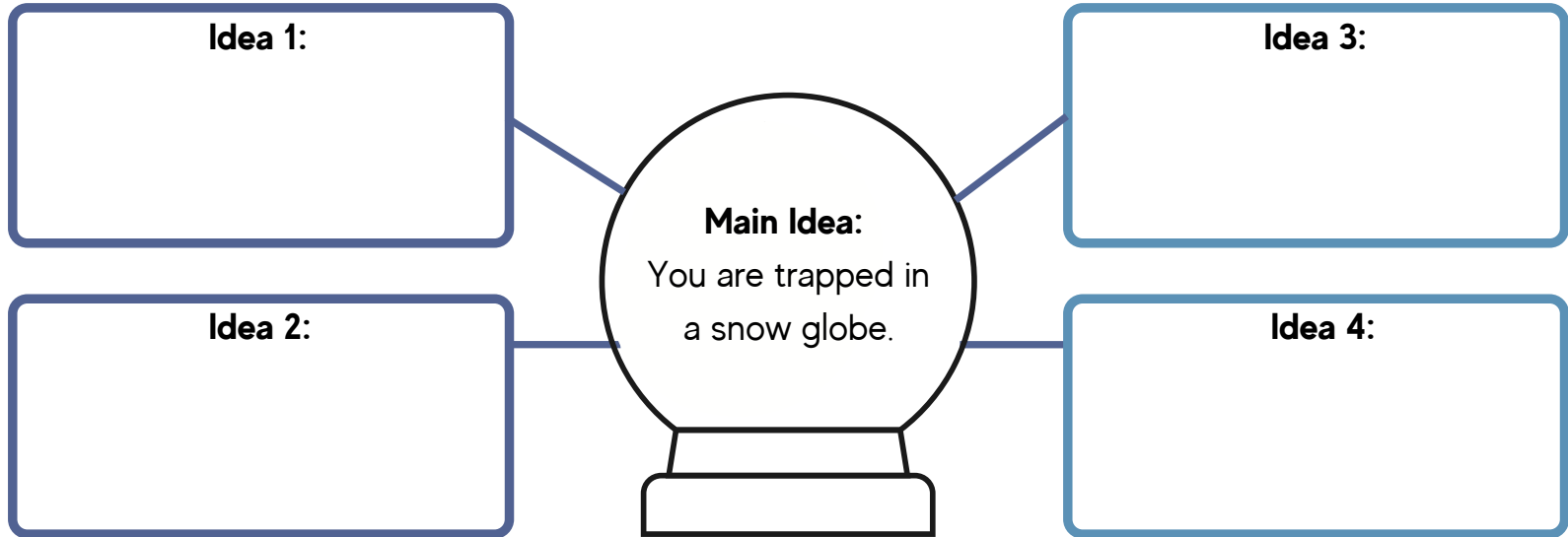
First, you will brainstorm ideas. Brainstorming is when you create a list of ideas that you have before you start writing. On the next slide you will brainstorm ideas about why you are trapped in the snow globe.



Brainstorm for Your Fiction Story

Step 1: Brainstorm

There are four boxes below. In each box write a different idea for why you are trapped in the snow globe.



Drag the star and place it next to your favorite idea. You will use this idea to write your story.

Plan Your Fiction Story

Step 2: Plan Your Story

Fill out each box below to plan out your story.

Characters: Who is the story about?

Setting: We know that the story happens inside a snow globe.

Tell us where the snow globe is. For example the snow globe could be on a shelf in your room or at the North Pole!

How did your character get inside the snow globe?

Plan Your Fiction Story

Use your senses to describe life inside the snow globe:

(I see, I hear, I smell, I feel, I taste)

What does your character do in the snow globe?

How will your character get out of the snow globe?

Write Your Fiction Story

Step 3: Write Your Story

Write your story in the box below. Use the plan you made on the last two slides to help!



Engineer-Career Introduction


Meet Becca. Becca is an engineer.

Engineers are people who design and build things to fix problems or make life easier.



Take a look at just a few things that engineers create below!

Robots



Cars




Phones



Airplanes



Buildings



Learning About Goals

Becca is an aerospace engineer. Aerospace engineers focus on designing and building machines that fly. Becca has helped design and build a lot of different airplanes and helicopters!

Becca wants to try something new and become an even better aerospace engineer! She decides she is going to set a goal for herself.

A goal is something that you want, but have to work hard for to get it.

Becca has always wanted to help build a spacecraft that will go to Mars. She is going to make a goal to design a spacecraft that can go to Mars. Let's see the steps she takes to set her goal!

Learning About Goals

Step 1: Write Down Goal

Becca starts by writing down her goal. She writes, "My goal is to help build a spacecraft that goes to Mars."

Step 2: Make a Plan

Next, she makes a plan. She writes down three things she can do that will help her reach her goal.

1. Read two new books about spacecrafts.
2. Get advice from others who have built spacecrafts for outer space.
3. Apply to jobs that build spacecrafts that go to Mars.

If Becca works hard and follows her plan, then she will reach her goal! Go to the next slide to make your own goal!

Set Your Own Goal

Today you are going to make a goal and create a plan that will help you reach that goal!

Step 1: Write Your Goal

In the box below, write your goal.

Examples:

- My goal is to learn to count to 100 without help.
- Read 10 books by myself.

My goal is to....

Set Your Own Goal

Step 2: Write Your Plan

In the box below, write at least two things you will do to help you reach your goal.

Two things that I will do to reach my goal are...

1.

2.