


Name: _____

Using Cardinal Directions to Design a Castle

Meet Jamal! He is a video game designer. Jamal creates the images used in video games.



When video game designers create a new video game, they choose a setting for the game. For example, they might choose a forest or a school as the setting. After they choose a setting, they draw a picture of what the setting looks like. Take a look at the drawing below. It is a drawing of a park.




Right now, Jamal is drawing a new setting for a video game. The setting is a castle. Jamal needs help labeling the castle so players know where to go. It is your job to follow Jamal's directions to label the rooms of the castle. Follow the steps below.

Step 1: Label the Rooms in the Castle

Jamal's instructions have cardinal directions in them. North, south, east, and west are cardinal directions. Read the instructions on the next page. Label the rooms of the castle in Jamal's drawing. Make sure to follow Jamal's instructions in order.

Name: _____

Using Cardinal Directions to Design a Castle



Jamal's Instructions



1. When you enter the castle, you walk over a bridge. Label this walkway "BRIDGE."
2. When you are standing on the bridge and look north, you enter the living room. Label this room "LIVING ROOM" and draw a couch.
3. West of the bridge is the kitchen. Label this room "KITCHEN" and draw a candy machine!
4. Directly north of the kitchen is the queen's bedroom. Label this room "QUEEN'S BEDROOM" and draw a crown.
5. West of the queen's bedroom is the pool. Label this room "POOL" and draw a slide into the pool.
6. East of the living room is the playroom. Label this room "PLAYROOM" and draw your favorite toy.
7. The king's bedroom is in the shape of a star. Label this room "KING'S BEDROOM" and draw a bed in it.
8. South of the king's bedroom is the bathroom. Label this room "BATHROOM" and draw a bathtub.
9. West of the bathroom and south of the playroom is the library. Label this room "LIBRARY." In the library, the king and queen hide their jewels. Draw a necklace, ring, or another jewel in this room.

Name: _____

Using Cardinal Directions to Design a Castle

Step 2: Draw the Outside of the Castle

In the box below, draw the outside of the castle. Look at the ideas below for inspiration!



A large, empty rectangular box with a teal border, intended for drawing the outside of a castle.