

Name: \_\_\_\_\_

# Wants and Needs in a City

Meet Rosslyn. Rosslyn is an urban planner. An urban planner decides what a city will look like. An urban planner decides where buildings and roads will be located in a city.



Take a look at this picture of a city. An urban planner decided where to put the fire hydrant, roads, and parking lot. Point to the fire hydrant. Then point to one road. Then, point to where the parking lot is!



Today, you will read a story about an urban planner who is designing a new city. Read the story attached called, "Wants and Needs in a City." Then, answer the questions.

Which picture below shows something that people **NEED** in a city? Fill in the circle under your choice.



Basketball Court



Water



Toy Store


Name: \_\_\_\_\_

# Wants and Needs in a City

Which picture below shows something that people may WANT but do not need in a city? Fill in the circle under your choice.



Water



Food



Shelter



Candy Shop

Imagine that you are an urban planner who is designing a new city. Draw a picture of something that you think people will WANT in a city. Then, fill in the sentence.

If I were an urban planner, I would add a \_\_\_\_\_ to the city. This is something that people will want!

Name: \_\_\_\_\_

# Wants and Needs in a City

Imagine that you are an urban planner who is designing a new city. Draw a picture of something that people will **NEED** in a city. Then, fill in the sentence.



If I were an urban planner, I would add a \_\_\_\_\_ to the city. This is something that people will need!



**Wants and Needs in a City**


# Meet Chelsea!



Hi, everybody! My name is Chelsea, and I am an urban planner. An urban planner is someone who designs what cities look like.

# Share Your Ideas!

**As a class, make  
a list of things  
that should go  
in a city.**



# Being an Urban Planner


I make sure that people have everything they need in a city. Here are some examples of what I include in every city!



**Houses**




**Hospitals**



**Roads**



**Police Stations**




**Water Tower**



**Grocery Store**

# What I Am Working On

Right now, I am designing a new place for people to live called Rose Town. Right now, Rose Town does not have any buildings or streets! I need to decide what to put in the town.






# Learning About Wants and Needs

When designing a town, I have to think about what people need. A need is what someone needs to survive.

Here are some needs that people have!



**Water**



**Food**



**Shelter**

Here is what I can put in the town so people have what they need!



**Grocery  
store**



**Houses**




**Fire Station**

# Learning About Wants and Needs

As I design the town, I think about what people want in a town. A want is something that someone doesn't need to survive, but something that they will enjoy! Here are a few examples!



**Basketball Court**



**Playground**



**Computer Store**



**Amusement Park**