

Name: _____

Shape of Kansas

Meet Harris! Harris is a chef. A chef is a person who cooks food and make new recipes.

Today, you will imagine that you are a chef and are making a new recipe for pizza! This pizza won't look like a regular pizza. It will be in the shape of the state of Kansas! Follow the steps below to make your pizza.



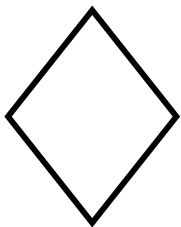
Step 1: Learn about the Shape of Kansas

Trace the shape of Kansas along the dotted lines.




Fill in the bubble under the shape that Kansas looks like.


Diamond



Circle



Triangle



Rectangle



Name: _____

Shape of Kansas

Step 2: Plan Your Pizza!

It is time to make a pizza! The dough of your pizza will be in the shape of Kansas. Fill out the information below to make your pizza.

Circle what type of pizza you want to make.

Regular Pizza

A regular pizza uses a tomato sauce. For toppings, a regular pizza will use cheese. Some people also put toppings like sausage, pepperoni, or peppers on their pizza.



Dessert Pizza

A dessert pizza has something sweet like chocolate or icing for the sauce. For toppings, a dessert pizza may use candy or fruits.



Circle the toppings for your pizza.

If you are making a dessert pizza, put a check mark next to 1-4 toppings from the list.

Sprinkles

Chocolate Sauce

Candy

Popcorn

Strawberries

Chocolate Chips

Bananas

Name: _____

Shape of Kansas

If you are making a regular pizza, put a check mark next to 1-4 toppings from the list.

Cheese

Mushrooms

Pineapple

Peppers


Pepperoni

Spinach

Sausage

Step 3: Make Your Pizza!

Use the outline of Kansas to create your pizza! First, draw your pizza sauce. Remember that regular pizzas use a tomato sauce and dessert pizzas use a sweet sauce like chocolate or icing! Then, draw on the toppings that you chose above!



Extra Time? Color in the chef's hat on the next page! Draw the shape of Kansas on the hat!

Name: _____

Shape of Kansas

Color in the chef's hat.

