


Name: _____

Learning About Labor Day

Have you ever watched a video on YouTube? A YouTuber makes videos for people to watch! Some YouTubers get paid to post videos.

Today, you will imagine you are a YouTuber. You will make a new video about a holiday in the United States called Labor Day. Follow the steps below!



Step 1: Learn About Labor Day

Read the story attached called “Learning about Labor Day.” Then, answer the questions below.

Why were workers unhappy and mad working in factories?

What does it mean to go on strike? Describe in your own words and draw a picture.

What could happen if people don't learn about the history of Labor Day?

Name: _____

Learning About Labor Day

Step 2: Draw a Cartoon About Labor Day

Some YouTubers create cartoons to show during an episode! The cartoons can be used as a visual to give viewers examples of what they are talking about. Imagine that you are creating your own YouTube™ episode about the history of Labor Day. You will create a cartoon that you can show during your episode.

Your cartoon should include the following:

- An explanation about why workers went on strike in the 1800s.
- Pictures of workers in factories in the past OR pictures of people enjoying Labor Day now.
- At least two characters that are talking with each other about Labor Day.

First, fill out the information below to plan your cartoon. Then, use the blank cartoon panels that are attached to create your cartoon. You can add both words and pictures to your cartoon.

Where does your cartoon take place? Describe the setting.

What event(s) happen in your cartoon? List the events below.

Name: _____

Learning About Labor Day





What images and words do you want to use in your cartoon? For example, do you want to use speech bubbles?

What characters will be in your cartoon?

Name: _____

Learning About Labor Day





Cartoon Panels



Name: _____

Learning About Labor Day

Cartoon Panels





Lin the Youtuber: Learning About Labor Day

Meet Lin!

Lin is a YouTuber. A YouTuber makes videos for people to watch!

Lin makes his YouTube videos about different holidays in America. Right now, Lin is making a video about a holiday called Labor Day. Labor Day is celebrated in the month of September.



In the first part of the video, Lin explains that the word “labor” means work. When teachers teach students, they are doing work! When doctors help patients who are sick, they are doing work. When people deliver your mail or packages, they are doing work!

What is Labor Day?

In the next part of the video, Lin explains why Labor Day is a holiday in our country.

He explains that over one hundred years ago, many people worked in factories that were dirty and not safe to work in. Factories are places where products, like paper, shoes and clothes, are made. Most factories back then did not have fresh air, clean bathrooms, or safe machines.



Workers also had to work very long hours in factories. For example, they worked from 6 a.m. in the morning to 8 p.m. at night. That is a very long time to work!

Workers also did not get paid a lot of money. During the 1800s, factory workers were paid as low as \$1 per day!



Worker Treatment



In the next part of the video, Lin explains that the workers were upset about how they were treated. They wanted to get paid more money and work in safer places.



On Tuesday, September 5th in 1882, the factory workers came together in New York City and created a group. This group was called a union.

The union went on strike. This means the factory workers stopped working. They also marched around the city to demand safer factories and better pay. Over 10,000 factory workers marched! Some of the factory workers even had a picnic in the park with their families after the march!

Making New Rules



Finally, government leaders listened to the workers. They agreed to make new rules that would make the factories safer. The rules also said that people were not allowed to work such long hours and that workers had to be paid more money.




Celebrating Labor Day

At the end of the video, Lin explains that people still celebrate Labor Day today. In 1894, Labor Day became a federal holiday. A federal holiday is a holiday that the United States government recognizes as an official holiday. Many adults do not have to work on Labor Day. Some people celebrate Labor Day by watching parades, going to cook-outs, and spending time with family. Lin explains that his favorite activity to do on Labor Day is go swimming with friends and family!



When Lin is done recording all of the parts of his Labor Day video, he uses his iPad to put them together. He also adds music and special effects. This is called editing.



Lin is ready to put his video to YouTube! He hopes that it will teach people all about Labor Day.