

Name: \_\_\_\_\_

# Seasons and Clothing

Meet William. William is an illustrator. An illustrator is a person who draws pictures.

Some illustrators draw pictures for books!

Today, you will be an illustrator and draw pictures for a book about the four seasons: fall, winter, summer, and spring. Follow the steps below!



## Step 1: Learn About Seasons

Fall, winter, summer, and spring are seasons. Each season has different weather.

### Winter

Winter is the coldest season. It sometimes snows! In the winter, people wear jackets, gloves, and snow boots. Can you think of other things that people wear in winter?

In the winter, most plants will be dead and you won't see leaves on trees!



### Spring

Spring has cool temperatures. This means it doesn't get very hot but it is warmer than winter. It can also rain a lot in the spring. In the spring, people wear light jackets, raincoats, and rain boots! Can you think of other things that people wear in spring?

In the spring, you will start to see flowers growing.



Name: \_\_\_\_\_

# Seasons and Clothing

## Summer

Summer is the warmest season. It is very hot! In the summer, people wear shorts, short sleeve shirts, dresses, and sandals. Can you think of other things that people wear in summer?


In the summer you will see a lot of plants and flowers!



## Fall

After the summer, the temperature starts to go down in the fall. In the fall, people wear jackets and pants. Can you think of other things people wear in fall?

In the fall leaves will change colors and start to fall off the tree!




## Step 2: Create illustrations

Imagine that you are adding pictures to a book about seasons! In the book, a monster is learning about what clothing to wear in each season. It is your job to write about and draw what the monster will wear!

It is winter. Choose two pieces of clothing to put on the monster for winter. Write the name of each type of clothing on the lines. Then, draw the clothing on the character!

1. \_\_\_\_\_


2. \_\_\_\_\_



Name: \_\_\_\_\_

## Seasons and Clothing


It is summer. Choose two pieces of clothing to put on the monster for summer. Write the name of each type of clothing on the lines. Then, draw the clothing on the character!



1. \_\_\_\_\_

2. \_\_\_\_\_


It is fall. Choose two pieces of clothing to put on the monster for fall. Write the name of each type of clothing on the lines. Then, draw the clothing on the character!



1. \_\_\_\_\_

2. \_\_\_\_\_

It is spring. Choose two pieces of clothing to put on the monster for fall. Write the name of each type of clothing on the lines. Then, draw the clothing on the character!



1. \_\_\_\_\_

2. \_\_\_\_\_