


Park Ranger Badge




Information on My Animal

Step 1: Circle which type of animal is in your park.



An animal I know about
(like a fish, squirrel, or giraffe)



An animal that has not been found
(like a fish with antlers and feet)

Draw a picture of your animal.


Step 2: What does your animal eat in the park ? Circle your choice.



Grass or plants



Bugs




Meat

Step 3: Where does your animal live in the park? Circle your choice. You can circle more than one choice.



On the ground



In water



In a tree

Step 4: Your park needs to have food for your animal. Your park also needs to have a place for animals to play and sleep. Draw a picture of what your park looks like.

