


# Learning about the Constitutional Convention

## Source 1



<https://www.u-s-history.com/pages/h361.html>

This is the front cover of the Articles of Confederation. The Articles of Confederation was a document that had rules that the thirteen original colonies made. For example, the document said that the states would work together to win their independence from Great Britain. This would allow the states to be stronger and more powerful because they would be working together. The agreement also said that each state would have its own power. For example, each state could choose a leader.

After the states gained their freedom from the British, they realized that there were a lot of problems with the Articles of Confederation. One problem was that there wasn't one leader in charge of all of the states. This was a problem because the states could make their own decisions and do different things from one another. The states decided to hold a meeting called the Constitutional Convention. At this meeting, they would create a new government and fix the problems in the Articles of Confederation.

## Source 2



<https://teachingamericanhistory.org/resources/convention/christy/>

This painting was created in 1940 and shows what the Constitutional Convention looked like. Men would meet in a large room to talk and debate with each other. There were 55 men who came to the meeting. Men came from every state except Rhode Island. Rhode Island didn't send someone to the meeting because they did not think there was anything wrong with the Articles of Confederation. The Constitutional Convention lasted 4 months. Can you imagine a meeting that lasts for four months?

## Source 3




[https://vahistorical.wordpress.com/2015/02/24/fifty-shades-of-grey-at-the-vhs/sov\\_becsouth\\_vaconvention-1957-39/](https://vahistorical.wordpress.com/2015/02/24/fifty-shades-of-grey-at-the-vhs/sov_becsouth_vaconvention-1957-39/)

This was a painting that was created in 1830. The painting shows that only white men attended the Constitutional Convention. This was because not all Americans were allowed to take part in the meeting. For example, women did not have the right to participate in politics. In addition, most African Americans were still slaves and had no rights at all.

# Learning about the Constitutional Convention

## Source 4



<https://npg.si.edu/learn/classroom-resource/alexander-hamilton-1757-1804>

This is a painting of Alexander Hamilton that was created in 1806. Alexander Hamilton was at the Constitutional Convention. He believed that there should be one central government. A central government could keep America safe from other countries. He believed that if there wasn't one central government, states could do whatever they wanted and would not work together.

## Source 5



[https://www.senate.gov/artandhistory/art/common/image/Painting\\_31\\_00011.htm](https://www.senate.gov/artandhistory/art/common/image/Painting_31_00011.htm)

This is a painting of Patrick Henry. Patrick Henry was another delegate at the Constitutional Convention. Unlike Alexander Hamilton, he did not want a strong central government. Instead, Henry wanted there to be strong state governments. This meant that each state would control its own laws. The states could make or change laws without asking a central government for permission.

## Source 6



<https://connecticuthistory.org/the-connecticut-compromise/>

This is a painting of Roger Sherman. Sherman was at the Constitutional Convention. Sherman was known for helping men compromise on what to include in the new Constitution. There were a lot of arguments during the Constitutional Convention on how much power big states or small states should have. For example, a big state was Virginia. This state was big because it had a lot of people and land. A small state was Connecticut. It didn't have as many people or as much land. Men would argue whether big and small states should have the same amount of power.

## Political Cartoon #1



## Political Cartoon #2



In this political cartoon, American men are looking at the Articles of Confederation and pointing at it. The men are talking about reasons why the Articles of Confederation wasn't working. For example, there wasn't enough money to pay for the military. There also weren't rules in place to trade with other countries.

Discuss with your class:

- How did the designer of this cartoon show that the men were angry?
- How did the designer of this cartoon show that the Articles of Confederation wasn't working?
- Why do you think the designer of this cartoon used speech bubbles?



# Steps to Create a Political Cartoon

## Step 1: Read Requirements

Your cartoon must have the following:

- A claim about the Constitutional Convention.
- At least 3 people talking with speech bubbles.
- A specific tone. The tone could be funny, serious, or even sassy!
- A specific time period. The political cartoon could be occurring at the time of the Constitutional Convention or be occurring in the present.

## Step 2: Making a Claim or Main Point

You will make a claim about the Constitutional Convention. A claim is an argument that some people may agree or disagree with. Choose which topic you want to make a claim about:

- Why the Constitutional Convention happened.
- The people at the Constitutional Convention.
- The importance of the Constitutional Convention
- How the Constitutional Convention could have been better.

Next, look at the handout your teacher gave you called "Learning about the Constitutional Convention." Pick at least two sources you want to use to back your claim up.

Write your claim here:

What sources will you use? Write at least two below:


## Step 3: Brainstorm Ideas

Brainstorm ideas for your cartoon. Write or draw your ideas in the box.

## Step 4: Draw Your Political Cartoon

Draw your political cartoon on the next page. You should also write a caption that goes with your cartoon. Your caption should be 2-3 sentences and explain what your cartoon is about.

## My Political Cartoon



**Caption:**