

Name: _____

Creating a Time Capsule

Have you ever seen a time capsule? A time capsule is a container that is filled with items that describe someone's life. For example, your time capsule might have a movie ticket stub, a tennis ball, a drawing of your favorite app, or a photograph of important people in your life. Once time capsules are created, they are hidden away for a certain amount of time. They are then opened at a later date. Some time capsules are opened hundreds of years later! Today, will imagine you lived during the time of early humans. You will create a time capsule with 5 items in it that will be opened at a later date in time! You will also write a description of why you included each item in your capsule.

Step 1: Choose an Identity

First, you will imagine you are a person that lived during the time of early humans. You can choose a real historical figure, like George Washington. You can also create a fictional person, like a soldier named Joe who fought during the Revolutionary War. If you choose a fictional person, you should make sure that the information you provide is historically accurate.

- Write about the person that you are choosing to become:
 - Name: _____
 - Job: _____
 - Details about their life: _____

Step 2: Describe Your Capsule

Describe what your capsule will look like. For example, your capsule could be a plastic storage bin, a large glass jar, or a metal lock box! It is important that whatever capsule you choose will be able to protect your items for a very long time!

- The capsule I will use is: _____

Name: _____

Step 3: Choose 5 Items to Put in Capsule

Choose 5 items to put in your capsule. Examples include: a letter sent during the time period, a poster gathering support for a cause, or a map from the time period. Then, write 1-2 sentences about why you chose to put each item in your capsule.

• Item 1: _____

• Why you chose this item: _____

• Item 2: _____

• Why you chose this item: _____

• Item 3: _____

• Why you chose this item: _____

• Item 4: _____

• Why you chose this item: _____


• Item 5: _____

• Why you chose this item: _____


Name: _____

Step 4: Draw a Picture of Your Items


Draw a picture of your items inside your time capsule.




Item 1: _____




Item 2: _____



Item 3: _____



Item 4: _____



Item 5: _____

Name: _____

Step 5: Describe Where You Will Hide Your Capsule

Describe where you will hide your time capsule. Remember to think about the historical period and any important places connected to the period. For example, is there a famous battle ground that is now a National Historic Site? Where would your time capsule still be safe today?

Write a paragraph to describe your hiding place and include why you are hiding it there.

Extra Time? Use craft supplies to build a model of your capsule and items!