

Name: _____

Whose Smart Phone is This?

Smart phones are great tools to conduct research on! You can easily and quickly browse the internet, go on a specific app, or text a friend to learn about a new topic. Today, you will imagine that you found a phone that was used during the middle ages. It is your job to describe the information that was found on the smartphone and identify who the phone belonged to!

Step 1: Select a Smart Phone Owner

You will choose an owner that lived during the middle ages. You can choose a real historical figure, like George Washington. You can also create a fictional person, like a soldier named Joe who fought during the Revolutionary War. If you choose a fictional person, you should make sure that the information you provide is historically accurate. Write about your smart phone owner below.

Step 2: Create a Text Message Conversation

People use their smart phones to communicate with friends and family. You will need to write a text message conversation between the owner of your smart phone and another person. Fill out the information below about the person that is texting with your smart phone owner.


- Name of person that the phone owner is texting: _____
- Description of person the phone owner is texting (i.e., fellow soldier, wife, brother, military commander, king): _____

Name: _____

Your conversation must meet the following requirements:

- Include at least 2 facts about the historical time period
- Be written in real time (this means that the conversation should talk about events as if they are current, not as if they happened a long time ago)
- Include the reason the owner is texting the other person (i.e. to get lunch, to inform the other person about current events)

Write your conversation using the template below



Name: _____


Step 3: Design Apps

You will design and describe 4 apps that your smart phone owner would have on his or her phone. You will also need to explain why the person has each app. People have apps on their smart phones that can do a lot of different tasks. For example, people use apps to look up news articles, play games for entertainment, socialize with friends, look up directions to a location, or track exercise.

Name of App: _____

Description of what the app does: _____

Why your user downloaded the app




Icon

Name of App: _____

Description of what the app does: _____

Why your user downloaded the app




Icon

Name of App: _____

Description of what the app does: _____

Why your user downloaded the app




Icon

Name of App: _____

Description of what the app does: _____

Why your user downloaded the app




Icon

Name: _____

Step 4: Draw a Lock Screen Background

Smart phone users choose one picture to show up on the lock screen of their phone. Many people choose to use a photo of a loved one or a favorite place. Design a lock screen for your smart phone user on the smart phone below and explain why your user would choose it.



Why your user chose this lock screen:
