

Name: _____

Themed License Plates

Every vehicle that travels on a road in the United States needs to have a valid license plate. Each state issues its own license plate, which shows something notable or important about that state. For example, Illinois issues license plates that show Abraham Lincoln. This is because Illinois is known as the “Land of Lincoln.” Illinois license plates also have the outlines of the Willis Tower and the Illinois Capital Building, which are two of the most famous buildings in the state. Each state also offers license plates that support specific charities or causes. For example, Illinois residents can choose a breast cancer awareness license plate, which donates a portion of the sale to the Susan G. Komen Foundation to fund breast cancer research. People also personalize their license plates by adding license plate frames. For example, drivers might show off their favorite hobby with a license plate frame that says, “I’d rather be fishing” or “I♥running.” Take a look at some license plates and frames below.

License Plates:



<https://flaglerlive.com/81012/florida-license-plates-2/>

License Plate Frames:



<https://www.amazon.com/License-Plate-Holder-Adventure-Awaits/dp/B07F9JYTQG>



<https://www.sportys.com/pilotshop/license-plate-frames.html>



<https://www.chromeemblems.com/product/ironman-triathlon-3d-license-plate-frame>



Name: _____

Today, you will create 3 license plates and frames that raise awareness about obstacles to voting. You will then write a letter to a state government employee explaining why the government should sell the plates to the public.

Step 1: Decide what your license plates and frames will honor

Each plate and frame will honor a single person, group of people or event. For example, you might honor Harriet Tubman or a group of soldiers that fought in a war. You can also honor an important event, like the signing of the Declaration of Independence.

- Choose 3 people or events you would like to recognize and write them on the lines below:

- _____
- _____
- _____

Step 2: Brainstorm Pictures and Words to Use

License plates use pictures and graphics that show the topic or place they are honoring. License plate frames include short phrases or sayings. Your plates and frames must meet the following requirements:

- Each plate must include at least two graphics related to your topic.
- Each frame must include one fact or saying related to your topic.
- Each plate must include the state where it will be registered.

Use the boxes below to brainstorm ideas for pictures and words that can be used on your license plates and frames.

Plate 1

Name: _____

Plate 2

Plate 3

Step 3: Design


Use the templates on the next pages to design each of your license plates and frames.

Name: _____

License Plate 1:



License Plate Frame 1:




Name: _____

License Plate 2:



License Plate Frame 2:




Name: _____

License Plate 3:



License Plate Frame 3:



Name: _____

Step 4: Write Your Proposal

New license plate designs are approved by the state they are issued in. This means that first a new license plate is designed. Then, a proposal is written and submitted to the state government. Once it is approved, the plate design can be made available for sale. Write a letter to a state government representative proposing the three new license plate and frame designs you created. Your letter must meet the following requirements:

- Describe the three license plates and frames you are proposing.
- Explain why your three designs are historically significant and worth selling to the public.
- List at least three facts from your source sheet that help explain why your designs are historically significant.
- Use proper letter formatting:
 - Include the date you are writing the letter at the top.
 - Start by addressing the group you are writing to (Dear State Government Representative,).
 - End with a closing and your signature (Sincerely, your name).