

Name: _____

Themed License Plates

Every vehicle that travels on a road in the United States needs to have a license plate. Each state has its own license plate, which shows something important about that state. For example, Washington issues license plates that show endangered animals. Washington gives the money made from selling these license plates to their Department of Fish and Wildlife. People also personalize their license plates by adding license plate frames. For example, drivers might show off their favorite hobby with a license plate frame that says, “I’d rather be running” or “I♥ my dog.” Take a look at some license plates and frames below.

License Plates:



<https://flaglive.com/81012/florida-license-plates-2/>

License Plate Frames:



<https://www.amazon.com/License-Plate-Holder-Adventure-Awaits/dp/B07F9JYTOG>



<https://www.sportys.com/pilotshop/license-plate-frames.html>



<https://www.chromeemblems.com/product/ironman-triathlon-3d-license-plate-frame>

Name: _____

Today, you will create 3 license plates and frames about conservation of mass. You will then write a letter to a state government employee explaining why the government should sell the plates to the public.

Step 1: Decide what your license plates and frames will represent

Each plate and frame should display a different fact about the conservation of mass or green energy. For example, you might make a license plate about a chemical reaction or hydrogen fuel.

- Choose 3 topics you will put on your license plates and frames:

- _____
- _____
- _____

Step 2: Brainstorm Pictures and Words to Use

License plates use pictures and graphics that show their topic. License plate frames include short phrases or sayings. Your plates and frames must meet the following requirements:

- Each plate must include at least two graphics related to your topic.
- Each frame must include one fact or saying related to your topic.
- Each plate must include the state where it will be registered.

Use the boxes below to brainstorm ideas for pictures and words that can be used on your license plates and frames.

Plate 1

Name: _____

Plate 2

Plate 3

Step 3: Design


Use the templates on the next pages to design each of your license plates and frames.

Name: _____

License Plate 1:



License Plate Frame 1:




Name: _____

License Plate 2:



License Plate Frame 2:




Conservation of Mass

Name: _____

License Plate 3:



License Plate Frame 3:



Conservation of Mass

Name: _____

Step 4: Write Your Proposal

New license plate designs are approved by the state they are issued in. This means that first a new license plate is designed. Then, a proposal is written and submitted to the state government. Once it is approved, the plate design can be made available for sale. Write a letter to a state government representative proposing the three new license plate and frame designs you created. Your letter must meet the following requirements:

- Describe the three license plates and frames you are proposing.
- Explain why people may want to buy your license plates.
- Use proper letter formatting:
 - Include the date you are writing the letter at the top.
 - Start by addressing the group you are writing to (Dear State Government Representative,).
 - End with a closing and your signature (Sincerely, your name).